



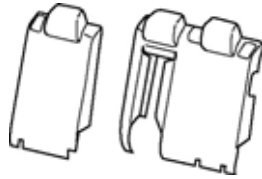
INSTALLATION INSTRUCTIONS

Accessory REAR SEAT COVERS	Application 2017 CIVIC 5-DOOR	Publications No. VERSION 1
		Issue Date SEP 2016

PARTS LIST

Seat Cover Kit (With Armrest) P/N 08P32-TGG-100

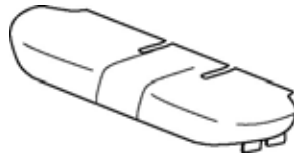
Seat-back covers



Armrest cover

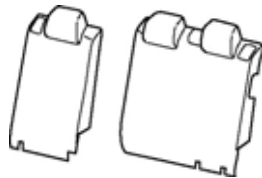


Seat cushion cover



Seat Cover Kit (Without Armrest) P/N 08P32-TGG-100A

Seat-back covers

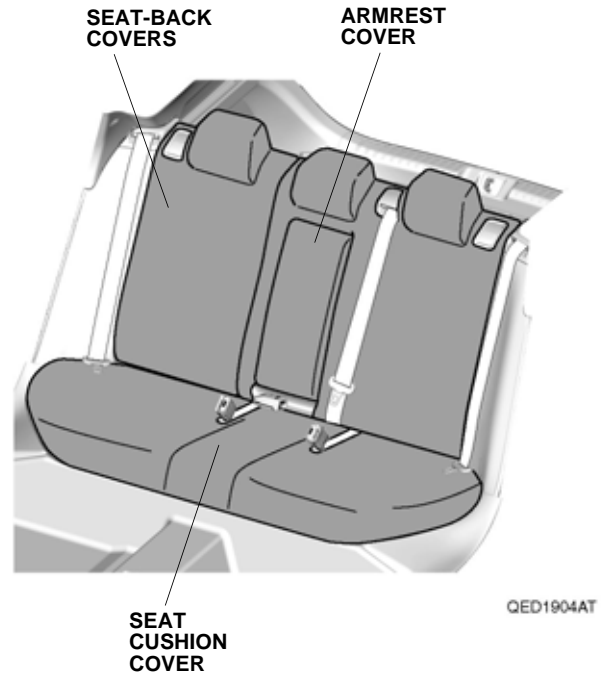


Seat cushion cover

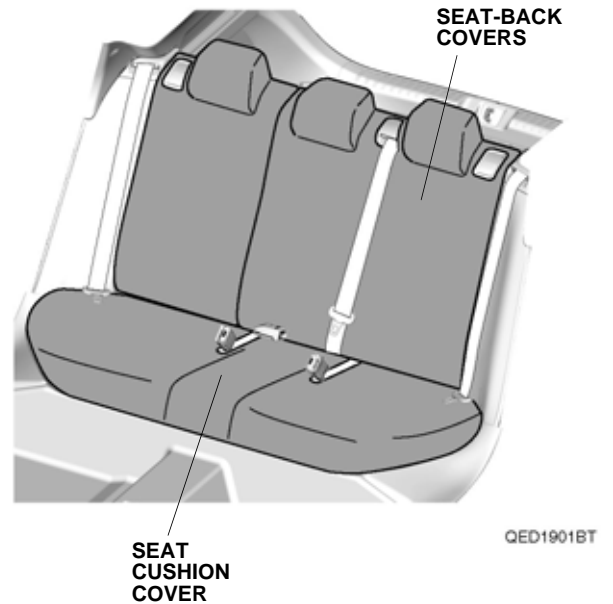


Illustration of the Rear Seat Covers Installed in the Vehicle

With Armrest



Without Armrest



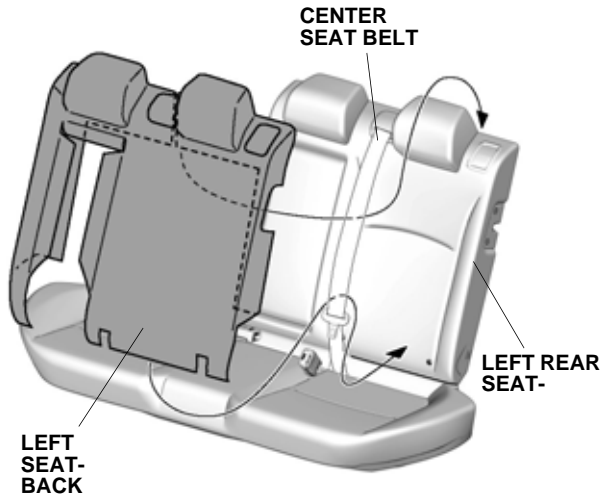
INSTALLATION

Installing the Seat Covers

If the vehicle is equipped with armrest, continue with step 1; otherwise, go to step 4.

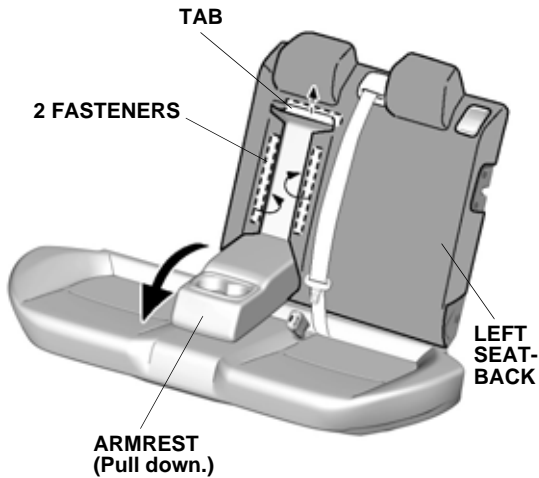
With Armrest

1. Slide the left seat-back cover onto the left rear seat-back through the center seat belt.



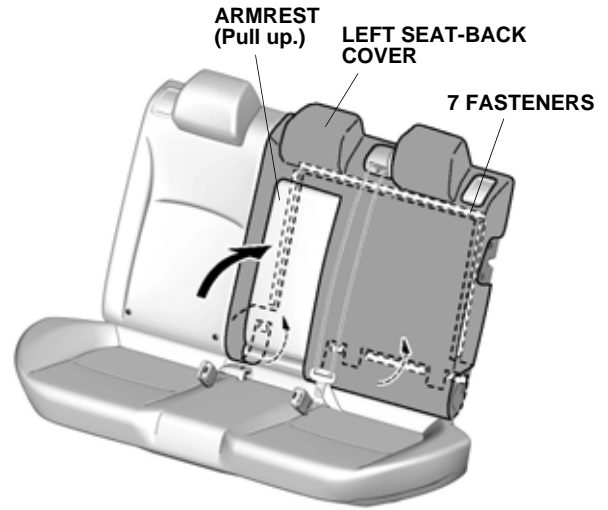
QED1905AT

2. Pull down the armrest. Secure the fasteners to the left rear seat-back and insert the tab in the left rear seat-back.



QED1906AT

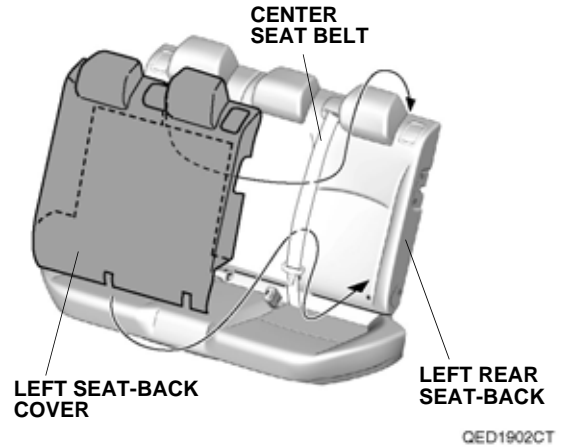
3. Pull up the armrest. Secure the fasteners to the left rear seat-back. Go to step 6.



QED1907DT

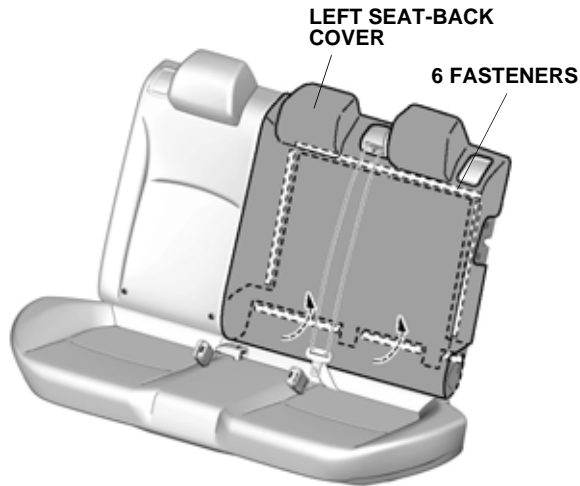
Without Armrest

4. Slide the left seat-back cover onto the left rear seat-back through the center seat belt.



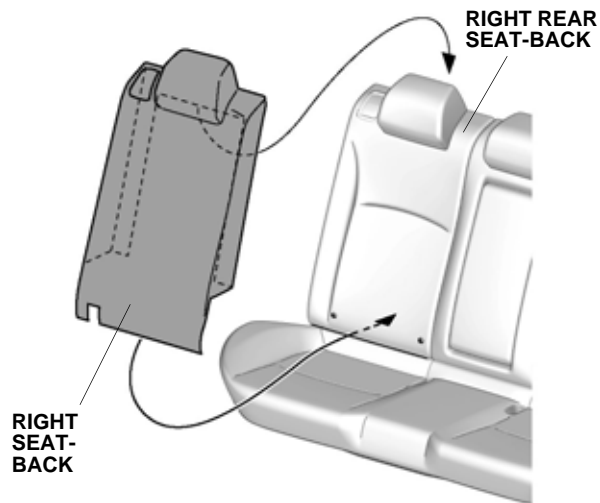
QED1902CT

5. Secure the fasteners to the left rear seat-back.



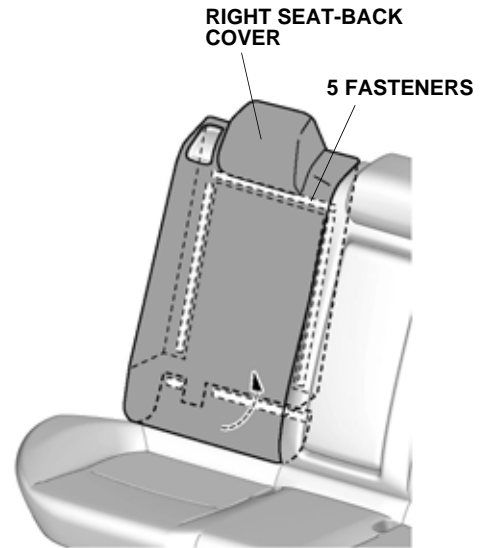
QED1903DT

6. Slide the right seat-back cover onto the right rear seat-back.



QED1908BT

7. Secure the fasteners to the right rear seat-back.

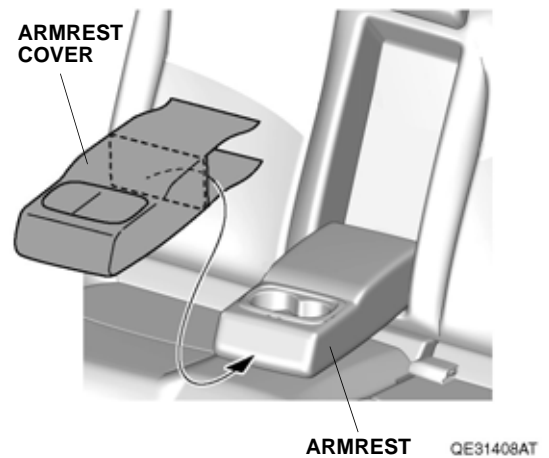


QED1909CT

If the vehicle is equipped with armrest, continue with step 8; otherwise, go to step 11.

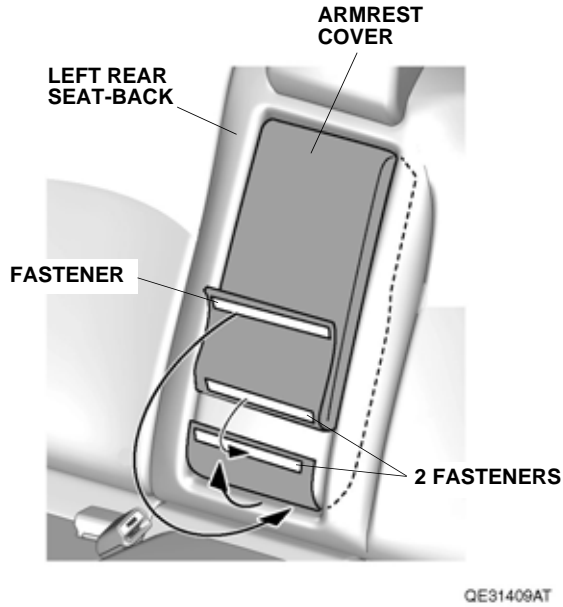
With Armrest

8. Install the armrest cover onto the armrest.

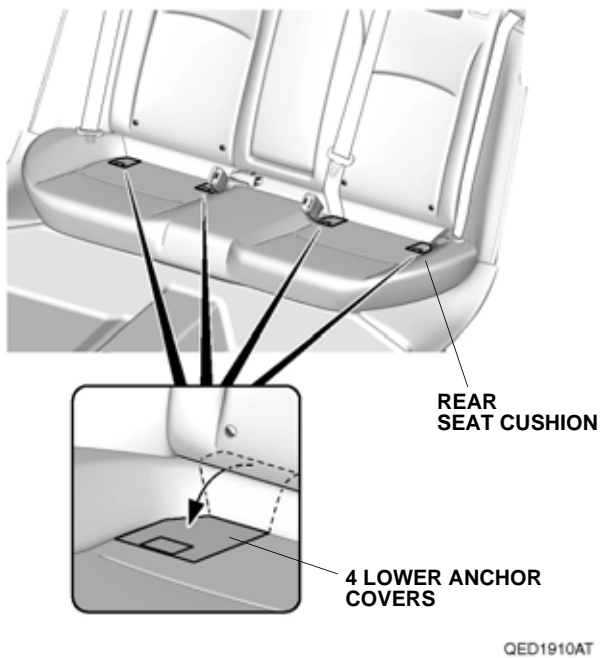


QE31408AT

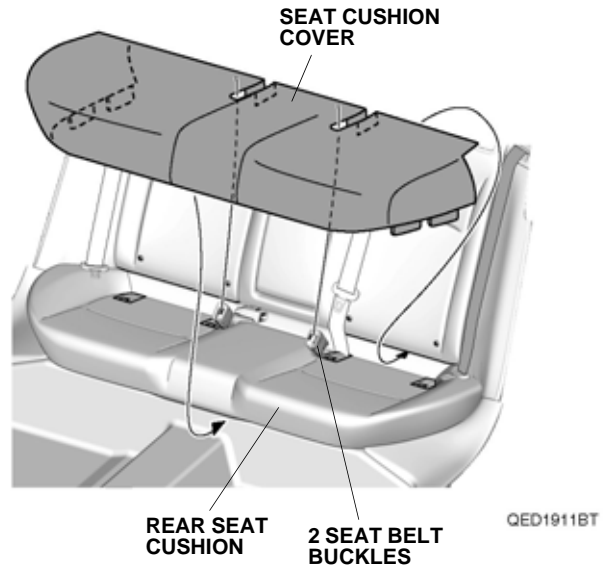
9. Raise the armrest. Pull out the armrest cover between the armrest and left rear seat-back and secure the fasteners to each other as shown.



10. Secure the fastener to the left rear seat-back.
11. Fold down the lower anchor covers.



12. Slide the seat cushion cover onto the rear seat cushion.



13. Secure the fasteners to the rear seat cushion and insert the tabs into the rear seat cushion as shown.
NOTE:

- Be careful of sharp edges when installing the seat cushion cover.
- Make sure to tuck the seat cushion cover under the lower anchor.

